




Parent Information Evening

Thursday 12th September 2019
3.30pm

Early Morning Routine




- Our doors will be open and the children are welcome to come into the classroom from 8.45am. Our classroom door is locked at 8.55 so please go via the Office if you arrive later than this.
- Please make sure your child/ren stay with you until they walk up to their classrooms.
- Children will access a variety of "Early Morning Activities" until the register is taken.
- Continue to encourage independence. Eg. coming into classroom on their own.



Daily Routine

- 8.45-8.55 Early morning activities
- 8.55 Register
- 9.10 Session 1
- 10.15 Playtime/Snack time
- 10.30 Session 2
- 11.40 Phonics
- 12.00 Lunch Time
- 1.00 Register
- 1.10 Assembly
- 1.30 Session 3
- 3.05 Home time



Phonics~Song of Sounds



- Robot talk c - a - t guess my word.
- Magnetic letters on fridge.
- Find sounds hidden around house/garden to make words.
- Year 1 Phonic Screening Check
- Make up 'alien' words using sounds known e.g. ip, ug, op
- www.phonicsplay.co.uk
- <https://www.youtube.com/watch?v=48uf9I6P2xQ>
- Keep it fun! Home not school!



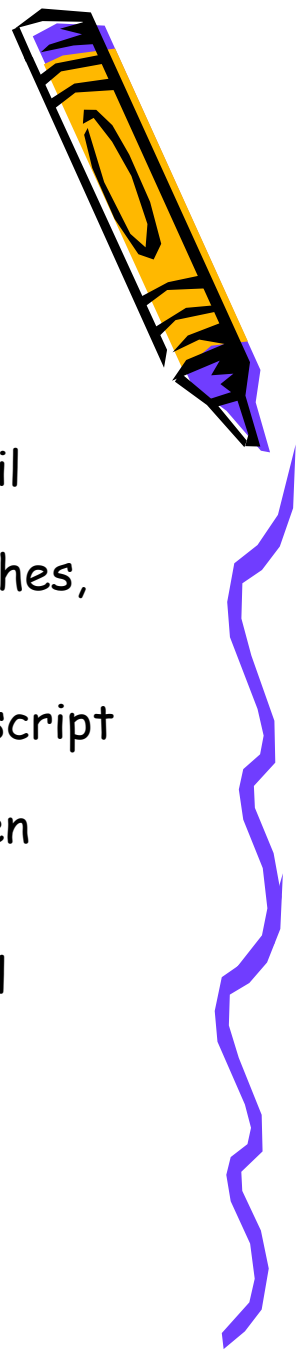
Reading



- Reading at school - Your child will be heard to read once a week .As the year gets underway they will also take part in Guided Reading sessions.
- Book changing - Children will change their own reading books in class twice a week on set days
- **Home - there is more to reading than just reading the words in a book once.**
- Re-read your reading book to help develop confidence and fluency, retell the story, discuss the story/characters, ask questions after reading to encourage speaking and listening skills.
- Discuss what has happened so far; beginning, middle and end.
- What might happen next, why?
- Discuss characters, who are they? What are their characteristics? How might they feel at different times of the story? Have you ever...? Would you like to...?What would you do...?
- Ensure your child understands new words they come across.
- Non fiction; become familiar with terms e.g. glossary, contents, index etc. Doesn't have to be read beg-end. Choose from contents what interests you to read and share. What else can you find out? Asks questions to find answer? Have a quiz at end, score points etc
- **IT IS OK TO LOOK AT AND USE THE PICTURES FOR CLUES TO HELP YOU READ!**




Writing



- Write shopping lists, cards, notes, menus and postcards.
- Write with different tools e.g. gel pens, chalk, felt tips, pencil crayons, paintbrushes and crayons.
- Practice letter formation at large scale first using paint brushes, squeeze bottles, finger in bubbles, shaving foam etc (letter formation handout)
- We will continue to teach your child the cursive handwriting script
- Please encourage your children to use capital letters, finger spaces, full stops and other punctuation will be discussed when appropriate.
- Types of writing ~ Fiction: narrative, story, Non Fiction: instructions, explanation, information texts, non chronological reports and Poetry



Maths




- Board games, dominoes
- Number lines, counting on and back.
- Odd and even numbers, door numbers
- Pairs which make 10, 20 etc
- Place value, 21 or 12? Tens & ones (not units)
- I spy a 2D shape - square, circle, triangle, rectangle, pentagon, hexagon, octagon
- I spy 3D challenge - sphere, cone, square-based/triangular-based pyramid, cube, cuboid, triangular prism.
- Solve problems involving money, length, weight and time.
- Links on the school website



Forest School


- Enrichment activity - weekly
- Squirrels - Monday morning
- Woodpeckers - Wednesday morning
- Bees - Friday morning
- Outdoor learning throughout the topics.
- Wellies - welly socks
- Waterproof/spare trousers
- Raincoat
- Hats/scarves

NAMED PLEASE



Curriculum for the Year

- Alice in Wonderland
- Celebrations
- The Wright Brothers
- Circus
- Under the Sea
- Tanzania




A little reminder...

- Every child should bring a water bottle to school everyday, with water please.
- Water is always available in the classroom and at lunchtime.
- Every child should have a jumper/coat with them everyday - even if it is sunny in the morning.
- Please ensure your child brings their book bags everyday as they can be easily stored in their drawers.



And Finally...




- PPA - Tuesday afternoons
- Parent helpers - see Mrs Pike
- Communication - e-mails - up to date email address please, School Text Messages - up to date mobile phone numbers

Woodpeckers/squirrels/honeybees@harnham-inf.wilts.sch.uk

- Blogs - updated twice a week



Useful ideas...



- Chalk, foam, sand or paint for number or letter formation.
- Phonicsplay.co.uk
- 100 Splat square- primary games.com
- Lego and a timer- count out pieces, how many did they get, write the number. Make something!
- Write postcards, shopping lists, letters to some one, birthday party invites, instructions for a lego toy they made or a recipe for a cake.
- Topmarks.co.uk- maths
- Carpark game- number on car needs to be matched to word on carpark (see Squirrel Class blog)
- Plastic magnetic letters on fridge
- Bingo- can be used for many things e.g. match the words to ten to the numbers to 10, doubles e.g. $(6+6)$ to the number 12 12.
- Fractions- sharing things in to halves and quarters.
- Time- 'o'clock and half past
- Money- Letting them use change to buy things (recognising the different coins)



If you want to find out
more about how your
child's classroom is
organised then head to
your child's classroom now.
Thank you for coming.

